


LEE Pro 1000 and Turret Press Roller Handle Upgrade Kit #90074

1



Remove existing handle, toggles and ram pin. Use 9/16" wrench to remove link bolt.

2




Install new stepped Ram Pin into ram

3




Install toggles and tighten using 9/16" wrench. Tighten to allow free movement, without side-to-side-play.

4




Handle clamp assembly

5



Slide handle clamp assembly into toggle and orient hole in lever clamp with radius in toggle.


6



Make sure handle passes completely through as shown.

7

Insert and orient handle into lever clamp.



IMPORTANT:
Using 1/2" socket or wrench, tighten securely to 25 ft/lbs. minimum.